



Aston Township Residential Deck Permit
 3264 Con2 New Road, Suite 123, Phone 610-494-0384, Fax
 610-494-8853 \$232.50 plus \$4.50 state fee

Date of Application _____ Permit # _____ Folio # _____

Property Owner: _____ Mailing Address/City _____

Phone: _____ E-mail: _____

Job Site Address _____

Contractor Name _____ Address/City _____

Phone: _____ E-mail: _____

Contractor License Number _____ Certificate of Insurance Attached _____

Cost of Construction/ Improvement (Includes Labor & Material) _____

Overall Deck Size (Length X Width): _____

COMPLETE ATTACHED FORM
DUMPSTERS MUST BE PLACED IN THE
DRIVEWAY—NOT IN THE STREET!

DECK DRAWING REVIEW FEE \$100 _____

48 Hour Notice Required To Schedule Individual Required Inspections

Under penalty of intentional misrepresentation and /or perjury, I declare that I have examined and/or made this application and is true and correct to the best of my knowledge and belief. I agree to construct said improvement in compliance with all provisions of the ordinances of the Township of Aston and applicable Building Codes. I realize that the information that I have stated herein, forms a basis for the issuance of the building permit herein applied for and approval of any plans in connection therewith shall not be construed to permit any construction upon said premises or use thereof in violation of any provision of the UCC therewith. Where no work has been started within 180 days after the issuance of a permit or when more than 180 days lapses between approval of required inspections, such permit shall be void.

I hereby certify that I am the owner at this address or that, for the purpose of obtaining this approval, I am acting on behalf of the owner. All contract work on this project will be done by a contractor holding valid Pa. Contractor License and Certificate of Insurance.

 Signature of Owner/Representative

 Signature of Contractor

Do Not Use, Department Use Only	
Township Permit Fee _____	Building Code Official: _____
Pa. U.C.C. Surcharge <u> \$4.50 </u>	Approval Date: _____
Total Permit Fees _____	
Check # _____ Money Order _____	
Permit Issued Date _____ Zoning Approval _____	

Single Family Residential Uncovered Decks and Porches

Directions

1. Fill in the blanks on pages 2 and 3 with dimensions and materials which will be used to build the structure. Please print legibly.
2. Indicate in the check box which detail from page 3 will be used.

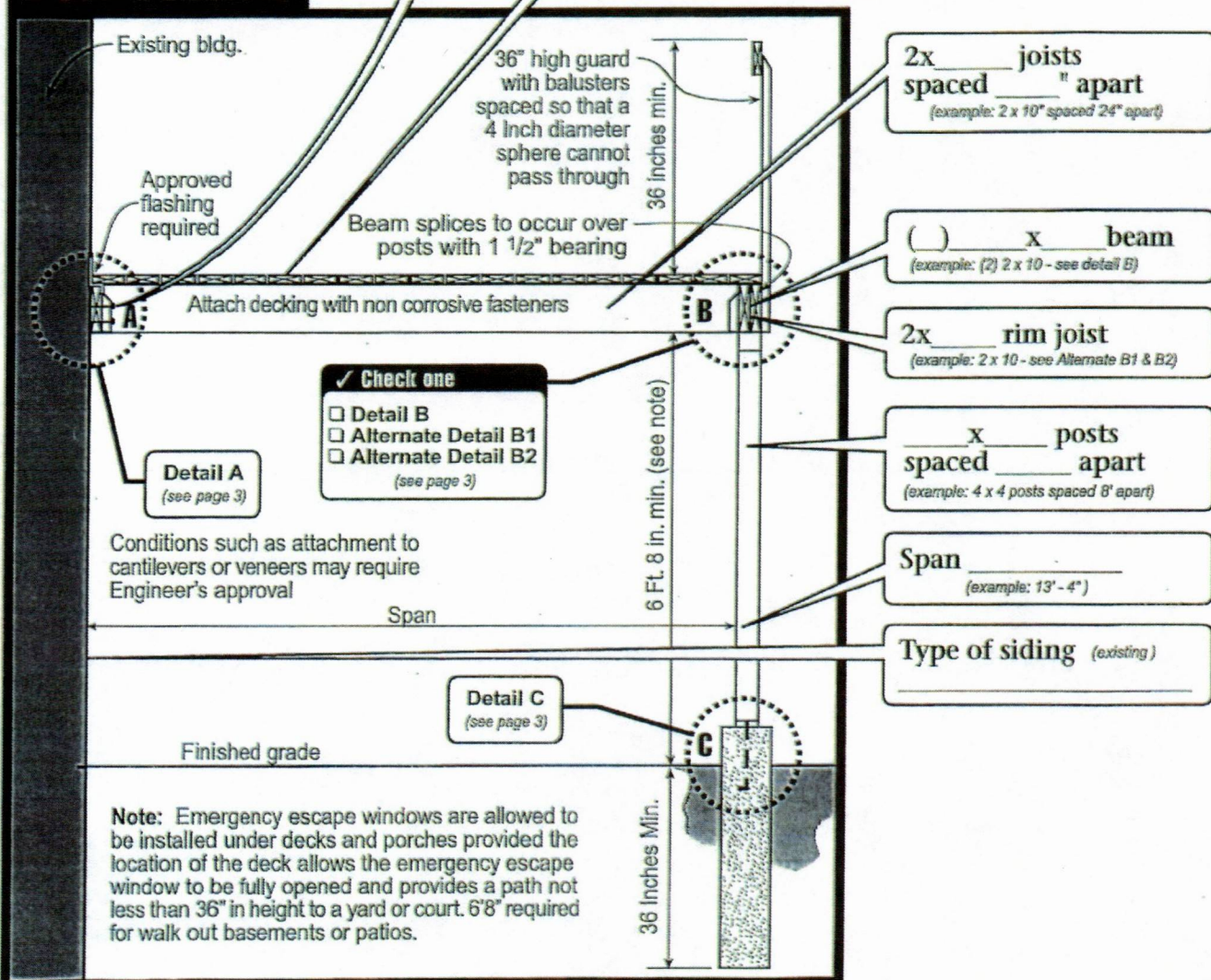
Address: _____

Size and Amount of Lags

(example: Two 3/8"x 4 1/2" lags @ 16" O.C.)

Type of decking _____ x _____ - _____
(example: 1 x 4 or 2 x 6 - Trex)

Deck Section

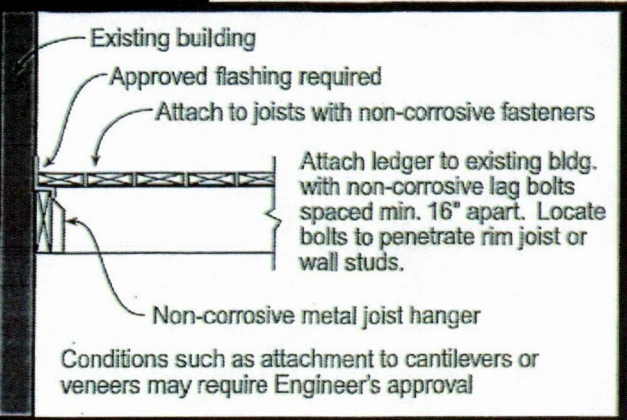


Note: Emergency escape windows are allowed to be installed under decks and porches provided the location of the deck allows the emergency escape window to be fully opened and provides a path not less than 36" in height to a yard or court. 6'8" required for walk out basements or patios.

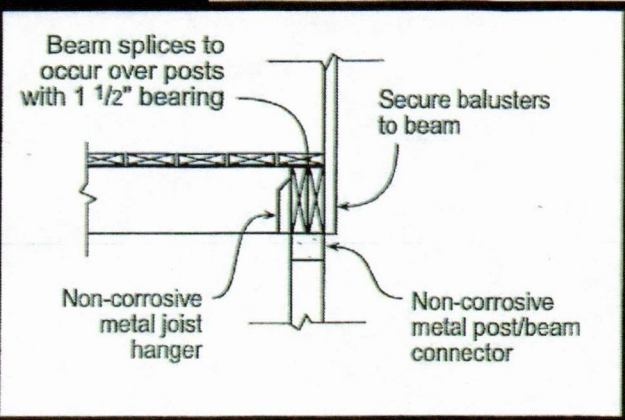
Note: A plot plan (plan view) showing the dimensions of your project or additions and its relationships to existing buildings or structures on the property must be included. In addition to project dimensions, your plot plan must also show other details such as post locations and spacing, joist and beam spans, and any other pertinent information not shown on the section drawing.

Single Family Residential Uncovered Decks and Porches

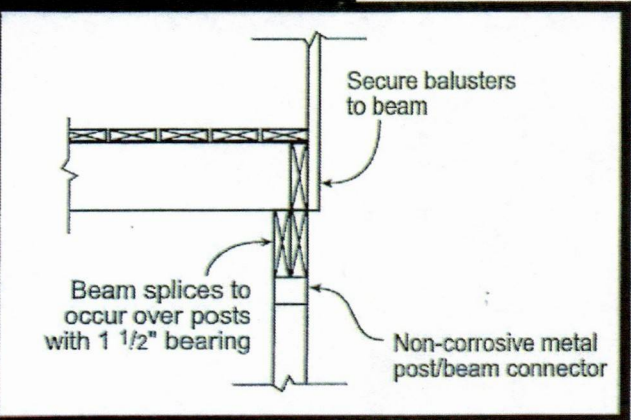
Detail A



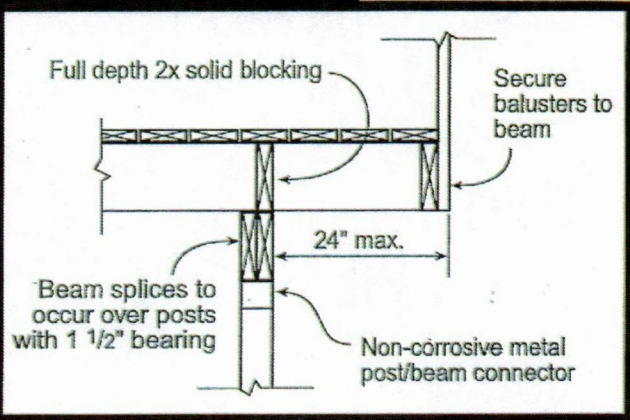
Detail B



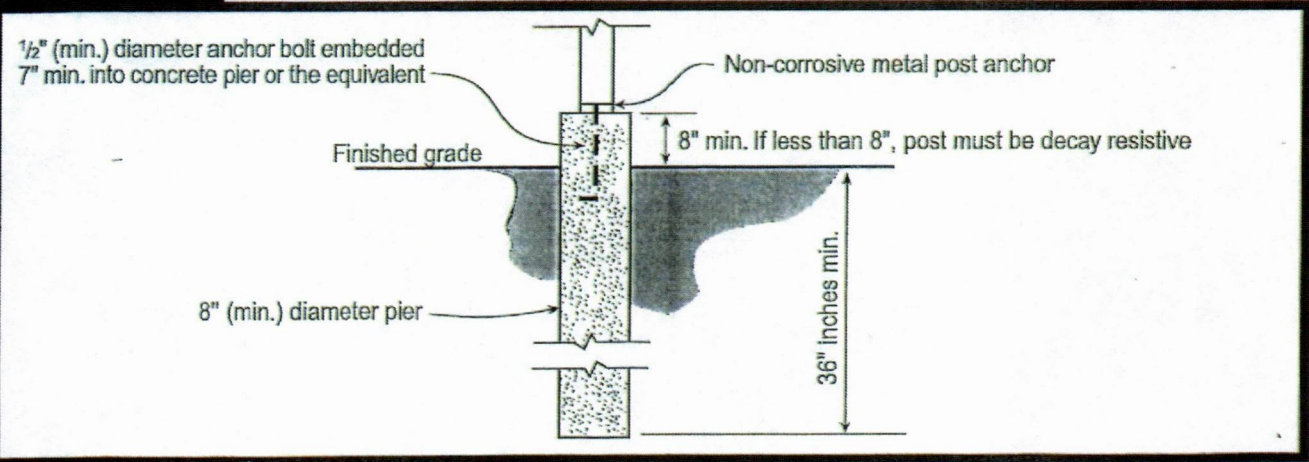
Alternate Detail B1



Alternate Detail B2

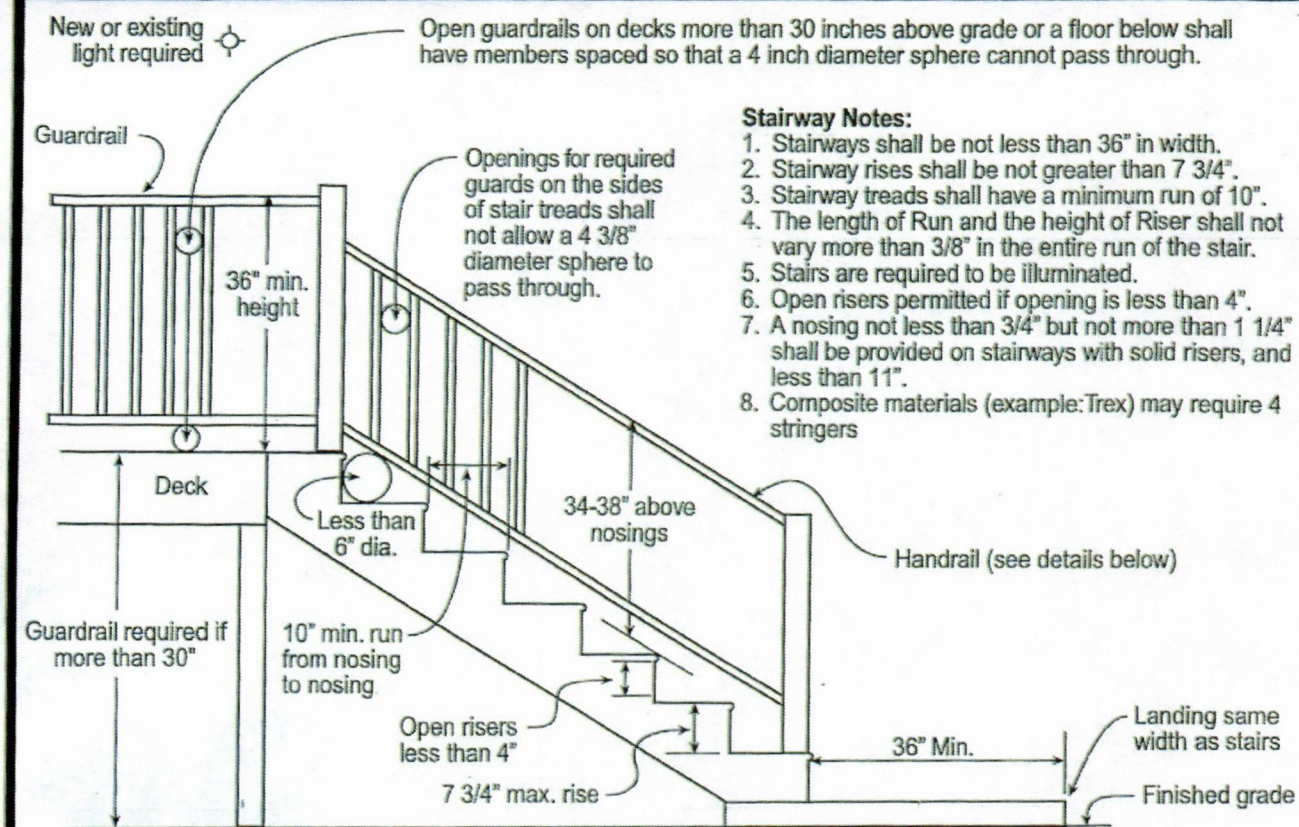


Detail C



Single Family Residential Uncovered Decks and Porches

Stair & Handrail Specifications



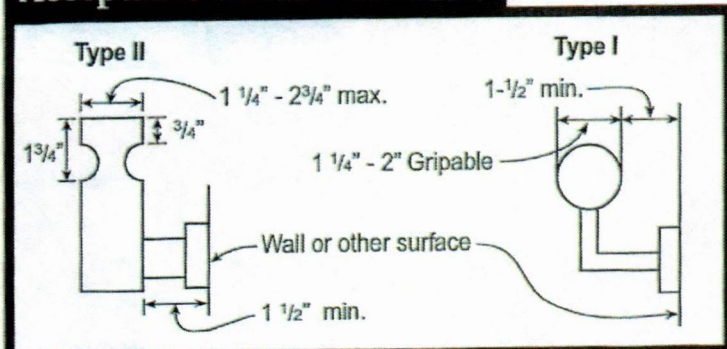
Stairway Notes:

1. Stairways shall be not less than 36" in width.
2. Stairway rises shall be not greater than 7 3/4".
3. Stairway treads shall have a minimum run of 10".
4. The length of Run and the height of Riser shall not vary more than 3/8" in the entire run of the stair.
5. Stairs are required to be illuminated.
6. Open risers permitted if opening is less than 4".
7. A nosing not less than 3/4" but not more than 1 1/4" shall be provided on stairways with solid risers, and less than 11".
8. Composite materials (example: Trex) may require 4 stringers

Handrail Notes:

1. Handrails shall be continuous on at least one side of stairs with 4 or more risers.
2. Top of the handrails shall be placed not less than 34 inches nor more than 38 inches above stair nosings.
3. The handgrip portion of handrails shall be not less than 1-1/4 inches nor more than 2 1/4 inches in cross section for non circular handrails.
4. Handrails shall be placed not less than 1-1/2 inches from any wall or other surface.
5. Handrails to be returned to wall, post or safety terminal (per 311.5.6.2 IRC)

Acceptable Handrail Details



Unacceptable Handrails

